

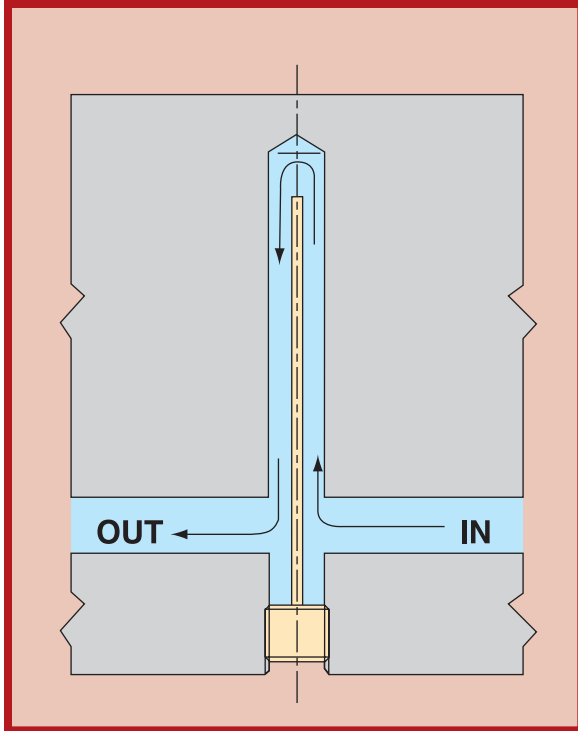

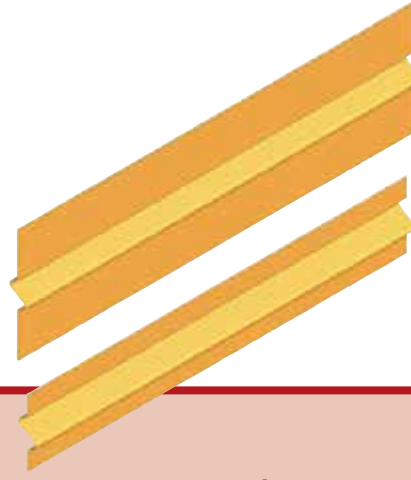


# E Series Brass Baffles

DMS "E-Series" brass baffles are an economical way to baffle longer water lines.

- Will not twist in hole due to its configuration.
- Will not rotate out of its located position.
- Recommended for use in Die Cast Dies where high temperatures are used.

Simply cut to the required length and insert slightly short of final depth. These baffles will then be forced home by a pipe plug or block.



CATALOG NUMBER	A	B	PIPE THREAD	DRILL SIZE	LENGTH ± .004
EB25-48	0.437	0.446	1/4NPT	7/16	48"
EB37-48	0.562	0.576	3/8NPT	9/16	48"
EB50-48	0.688	0.703	1/2NPT	11/16	48"
EB75-48	0.906	0.926	3/4NPT	15/16	48"
EB100-48	1.125	1.150	1"NPT	1-1/8	48"

