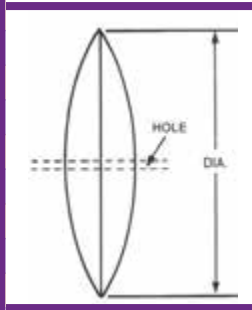




Felt Bobs & Wheels

Knife Edge Felt Wheels

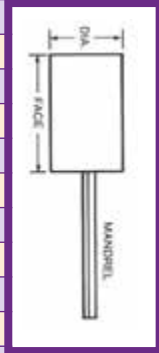
Cat. No.	Diameter	Thickness
KE1	1/2	3/16
KE2	5/8	3/16
KE3	3/4	3/16
KE4	1"	3/16
KE5	1-1/2	3/16
KE6	2"	3/16
KE7	2-1/2	3/16
KE8	3"	1/4
KE9	4"	1/4



Available in flint hard only

Mounted Felt Bobs (Cylindrical)

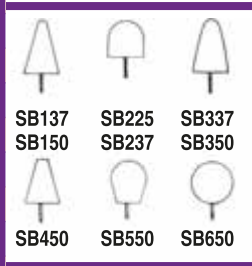
Cat. No.	Diameter	Face	Mandrel
MFB01	1/4	1/4	1/8
MFB02	1/4	3/8	1/8
MFB03	3/8	3/8	1/8
MFB04	3/8	1/2	1/8
MFB05	1/2	1/2	1/8
MFB06	1/2	3/4	1/8
MFB07	1/2	1"	1/8
MFB08	3/4	3/4	1/8
MFB09	3/4	1"	1/8
MFB11	1"	1"	1/4
MFB13	1"	1-1/2	1/4
MFB16	1-1/4	1-1/4	1/4
MFB18	1-1/2	1-1/2	1/4
MFB21	2"	2"	1/4



Available in hard only.

Shaped Felt Bobs

Cat. No.	Diameter	Face
SB137	3/8	1/2
SB150	1/2	1"
SB225	1/4	1/4
SB237	3/8	1/2
SB337	3/8	1/2
SB350	1/2	1"
SB450	1/2	3/4
SB550	1/2	3/4
SB650	1/2	1/2




Available in hard, 1/8" shanks

Felt Pads

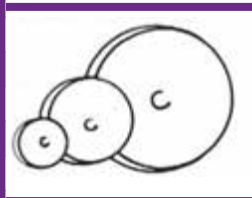
Cat. No.	Size
FP12	1/8 x 1" x 3" Long.

Ideal for touch-up work. Available in soft only



Felt Wheels

Cat. No.	Diameter	Thickness
FW05012	1/2	1/8
FW07512	3/4	1/8
FW10012	1"	1/8
FW10025	1"	1/4
FW15012	1-1/2	1/8
FW15025	1-1/2	1/4
FW20025	2"	1/4
FW20037	2"	3/8
FW20050	2"	1/2
FW30025	3"	1/4
FW30050	3"	1/2

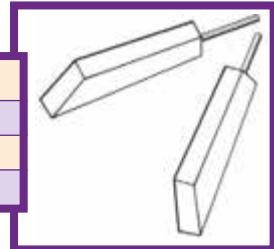


Available in hard only. With pin hole center.

Mounted Felt Laps

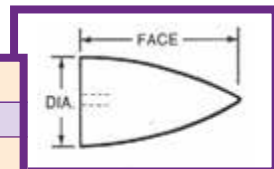
Cat. No.	Size
FL25	1/4 x 1/4 x 1-1/2
FL37	3/8 x 3/8 x 1-3/4
FL50	1/2 x 1/2 x 1-3/4

Designed for use with profilers. 45 angle cut on 1/8" shank.



Felt Cones

Cat. No.	Diameter	Face
C1	1/4	1/2
C2	3/8	3/4
C3	1/2	1"



Available in flinthard only

Felt Sheets

Handy when special shapes and sizes are required. Cut your own size & shape.

Catalog No.	Width X Length x Thickness	Density
FST12250	12" x 12" X 1/4"	S,M,H
FST12375	12" X 12" X 3/8"	S,M,H
FST12500	12" X 12" x 1/2"	S,M,H
FST12100	12" X 12" X 1"	S,M,H

* To specify Density add the appropriate Suffix to the Part Number

EX: FST12250 "H" for Hard Density