







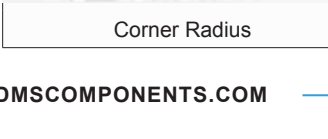


CARBIDE BURS

1/4" Shank Burs

- > All 1/4" cutting diameter burs are solid & 2" overall.
- > All others have solid carbide heads brazed to 2" long steel shanks.

Sizes marked with (*) are available on a 6" long steel shank as well. To order add "L6" to part number (example: SA-3-4L6).

Shape	Cat. No. Cut #1	Cat. No. Cut #4	Cat. No. Cut #8	Head Diameter	Length of Cut
 Cylindrical	*SA-1-1	*SA-1-4	SA-1-8	1/4	5/8
	*SA-3-1	*SA-3-4	SA-3-8	3/8	3/4
	*SA-5-1	*SA-5-4	SA-5-8	1/2	1"
	SA-6-1	SA-6-4	SA-6-8	5/8	1"
	SA-7-1	SA-7-4	SA-7-8	3/4	1"
	SA-9-1	SA-9-4	SA-9-8	1"	1"
 End Cutting Cylindrical	SB-1-1	SB-1-4	SB-1-8	1/4	5/8
	SB-3-1	SB-3-4	SB-3-8	3/8	3/4
	SB-5-1	SB-5-4	SB-5-8	1/2	1"
	SB-6-1	SB-6-4	SB-6-8	5/8	1"
	SB-7-1	SB-7-4	SB-7-8	3/4	1"
	SB-9-1	SB-9-4	SB-9-8	1"	1"
 Cylindrical Ball Nose	*SC-1-1	*SC-1-4	SC-1-8	1/4	5/8
	*SC-3-1	*SC-3-4	SC-3-8	3/8	3/4
	*SC-5-1	*SC-5-4	SC-5-8	1/2	1"
	SC-6-1	SC-6-4	SC-6-8	5/8	1"
	SC-7-1	SC-7-4	SC-7-8	3/4	1"
 Ball Shape	*SD-1-1	*SD-1-4	SD-1-8	1/4	1/4
	*SD-3-1	*SD-3-4	SD-3-8	3/8	3/8
	*SD-5-1	*SD-5-4	SD-5-8	1/2	1/2
	SD-6-1	SD-6-4	SD-6-8	5/8	5/8
	SD-7-1	SD-7-4	SD-7-8	3/4	3/4
	SD-9-1	SD-9-4	SD-9-8	1"	1"
 Egg Shape	*SE-1-1	*SE-1-4	SE-1-8	1/4	3/8
	*SE-3-1	*SE-3-4	SE-3-8	3/8	5/8
	*SE-5-1	*SE-5-4 S	SE-5-8	1/2	7/8
	SE-6-1	E-6-4	SE-6-8	5/8	1"
	SE-7-1	SE-7-4	SE-7-8	3/4	1"
 Round Nose Tree	*SF-1-1	*SF-1-4	SF-1-8	1/4	5/8
	*SF-3-1	*SF-3-4	SF-3-8	3/8	3/4
	*SF-5-1	*SF-5-4	SF-5-8	1/2	1"
	SF-6-1	SF-6-4	SF-6-8	5/8	1"
	SF-7-1	SF-7-4	SF-7-8	3/4	1"
 Pointed Tree	*SG-1-1	*SG-1-4	SG-1-8	1/4	5/8
	*SG-3-1	*SG-3-4	SG-3-8	3/8	3/4
	*SG-5-1	*SG-5-4	SG-5-8	1/2	1"
	SG-6-1	SG-6-4	SG-6-8	5/8	1"
	SG-7-1	SG-7-4	SG-7-8	3/4	1"
 Flame Shape	*SH-2-1	*SH-2-4	SH-2-8	5/16	3/4
	*SH-5-1	*SH-5-4	SH-5-8	1/2	1-1/4
	SH-6-1	SH-6-4	SH-6-8	5/8	1-7/16
	SH-7-1	SH-7-4	SH-7-8	3/4	1-5/8
 Corner Radius	*SL-1-1	*SL-1-4	SL-1-8	1/4	5/8
	*SL-3-1	*SL-3-4	SL-3-8	3/8	1-1/16
	*SL-4-1	*SL-4-4	SL-4-8	1/2	1-1/8
	SL-6-1	SL-6-4	SL-6-8	5/8	1-5/16
	SL-7-1	SL-7-4	SL-7-8	3/4	1-1/2