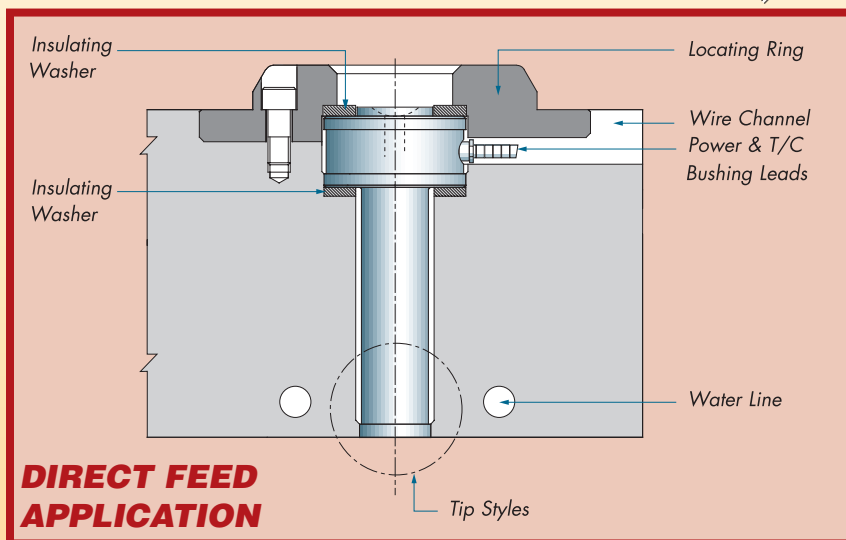





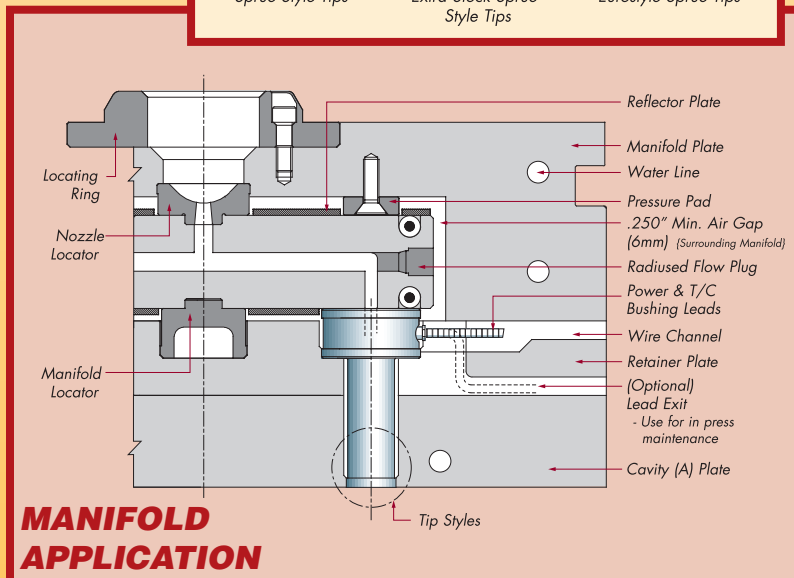
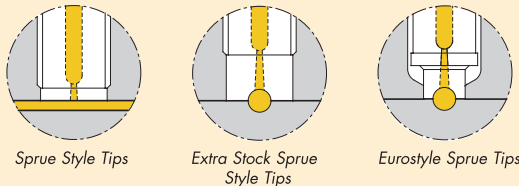
Integrally Heated Sprue Bushings

The Integrally Heated Sprue Bushing is uniquely designed for high performance and reliability for Direct Feed Applications, even with the most demanding molding cycles and plastic resins. The advanced heat transfer capability is attributed to the integrally heated design, resulting in a more uniform heat profile. A replaceable thermocouple is strategically located close to the melt flow channel for optimization of processing conditions with all thermoplastics.



- **INTEGRAL HEAT**
- **3 FLOW DIAMETERS**
- **3 TIP STYLES**
- **2 HEAD STYLES**

TIP STYLES & FLOW DIAGRAMS



- Distributed watt density maintains a more uniform heat profile.
- High refractory insulation provides superior heat transfer.
- Streamlined flow channel provides minimum pressure loss.
- Fully sealed construction maintains highest product reliability.
- High grade alloy steel construction increases durability and longer life.
- Replaceable thermocouple allows for Type "J" or "K".
- Three tip styles accommodate a wide range of part gating and runner applications.

